

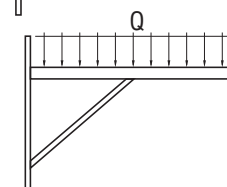
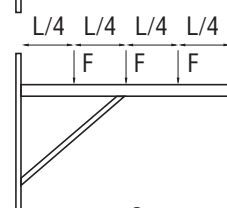
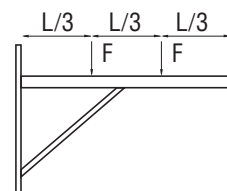
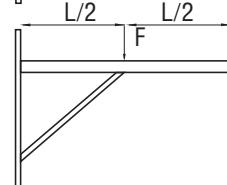
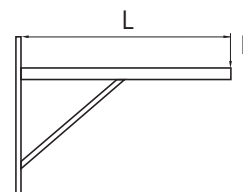

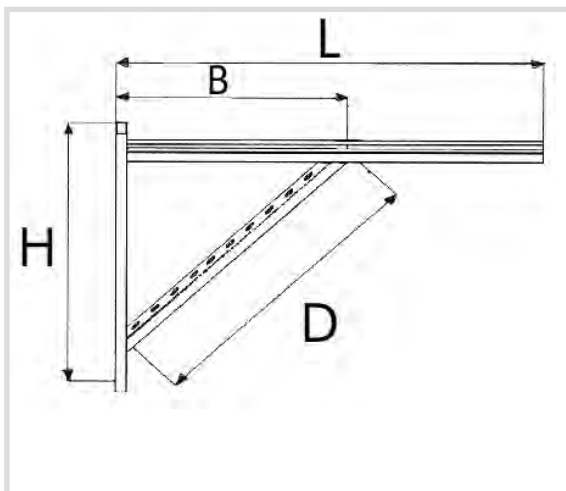
Art. 824 Square cantilever arm with rail prop obtained from fixing rail



Technical specifications and advantages

- Made with galvanised S235JR steel
- CO₂ welding
- Fixing rails used:
vertical and diagonal side: CH15 (30x20x1.8)
horizontal side: CH2 (30x30x2.0)
- With special holes for top-bottom assembly

Code	Measurements L [mm]	H [mm]	B x D [mm]	Thickness [mm]
824370	370	300	200 x 250	1,8
824545	545	380	290 x 380	2,0



Maximum Payload [N]	
824370	824545

1.050	620
-------	-----

4.000	4.200
-------	-------

2.060	1.460
-------	-------

1.950	1.180
-------	-------

2.020	1.860
-------	-------