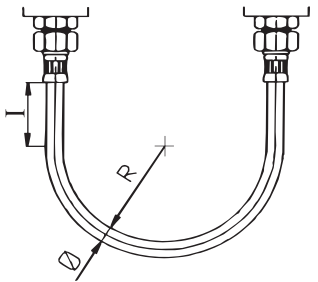

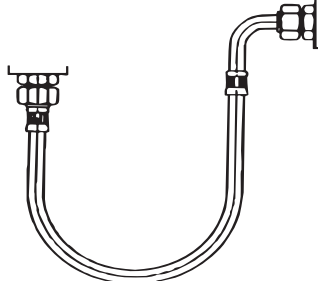
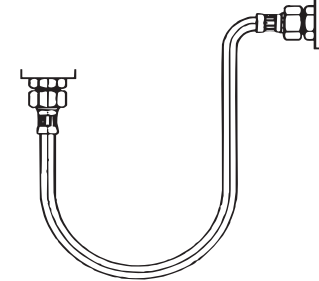


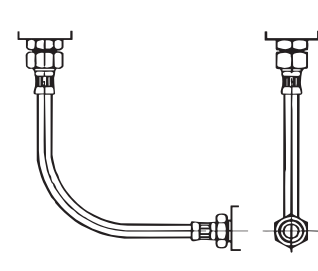
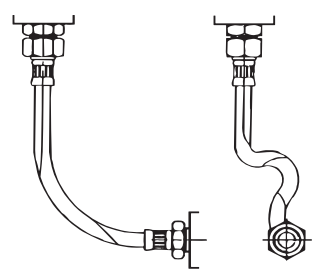
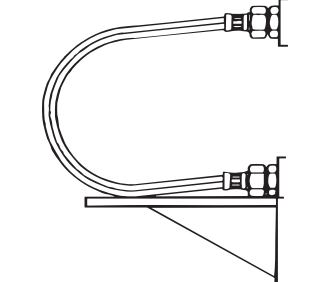
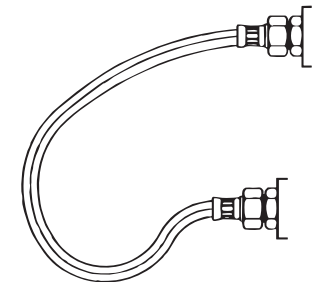




JUNCO Flex[®]



Instructions for the correct assembly of Junco Flex®

CORRECT ASSEMBLY	INCORRECT ASSEMBLY	
		<p>For all the assemblies the correct installation requires:</p> <p>$R \geq 6 \varnothing$ minimum curvature radius</p> <p>$I = 4 \varnothing$ straight path after each end</p>
		<p>To improve the connection, use curve couplings. Comply with the minimum radius</p>
		<p>The tube must be sufficiently long to avoid tensions on the couplings</p>
		<p>The tubes must never be assembled in torsion.</p> <ul style="list-style-type: none"> - First tighten the fixed coupling. - The tube must always be bent on the same plane.
		<p>Provide supports in the cases in which the weight itself of the tube could cause damage</p>

ATTENTION: 1) Tighten the couplings with a closure torque that is never greater than 30 Nm. If in doubt, use a torque wrench.
2) Check that the couplings have been closed correctly.

DO NOT INSTALL	INSTALL
 NO	 SI

Characteristics Flexible HOSES

Reference UNI EN 13618:2016 - Flexible hose assemblies in drinking water installations - For hoses, braided or not, with a maximum permissible pressure of 1 MPa and a maximum operating temperature of 70°C. The hoses are to be used in water supply systems in compliance with the UNI EN 806-2 for class 2 applications to connect sanitary taps, radiators and similar appliances.



Core:


EPDM elastomer hose compliant with the UNI 9028, suitable for contact with drinking water according to the provisions of Italian Min. Dec.174:2004
Inner diameter 9 mm or 11 mm (extra large)
For water-reinforced hydraulic hoses between 0°C / +70°C or water-based between -10°C / +70°C according to the UNI 856 (4/4/2019) and UNI 857 (7/5/2015).

Braid: AISI 304 stainless steel



Flexible hose:

Conforms to EN 13618
Excellent corrosion and ageing resistance, it absorbs dilatations and water hammer.
Abrasion resistant.
Protects the rubber from UV rays.
Diameters 13 mm and 18 mm.
Internal fluid temperatures: -15°C / +70°C.
Peaks up to 110°C are permitted.



Anti vibration flexible hose

Excellent resistance to ageing and UV.
Excellent resistance to abrasion and alternating stresses.
Internal fluid temperatures: -5°C / +70°C.
Peaks up to 110°C are permitted.

	Braid	Number of wires	Core cover	diameter int. x ext. [mm]	Operating press. [MPa]	Burst press. [MPa]
FLEXIBLE HOSE	STAINLESS STEEL	8	95%	9 x 13	1	10
		9	95%	12 x 18	1	
ANTI VIBRATION FLEXIBLE HOSE	STAINLESS STEEL	95%	1/2	13 x 20	1	7
		95%	3/4	19 x 27	1	6
		95%	1"	25 x 34	1	5
		95%	1 1/4	32 x 44	1	4
		95%	1 1/2	40 x 54	0,6	4
		95%	2"	50 x 64	0,6	4

FITTINGS characteristics



M - Normal male - Nickel plated brass

Diameter	Interior diameter [mm]	Hole [mm]	Characteristics
3/8	12	7	Broached
1/2	15	7	Broached and knurled


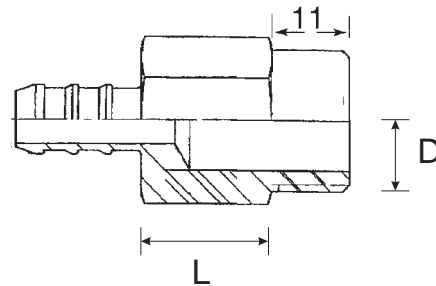
For extra large tube artic. 664 - 665

1/2	15	9,5	Knurled
3/4	20	9,5	



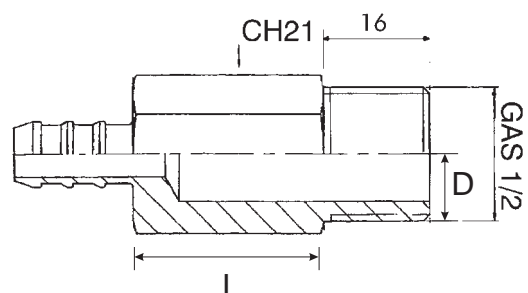
MP - Extended male - Nickel-plated brass

Diameter	D [mm]	L [mm]	F [mm]	Characteristics
3/8	12	18	7	Broached
1/2	15	19	7	Broached and knurled




VMP - Virgilio extended male - Nickel-plated brass

Diameter	D [mm]	Hexagon length [mm]	Hole [mm]	Characteristics
1/2	14,5	29	7	Broached



FITTINGS characteristics



F - Female - Consisting of nut + bar female fitting

Nut	F [mm]	Hexagon	h [mm]	Characteristics
3/8	12,84	19	12,15	Nickel-plated brass
1/2	14,50	23	11,98	Nickel-plated brass
3/4	18,30	29	14,00	Nickel-plated brass

Female fitting	F [mm]	Column	N [mm]	Hole	Length [mm]	Characteristics
3/8	6,85	10	1,93	7	20,28	Yellow brass
1/2	6,96	10	2,01	7	20,54	Yellow brass

(with or without gasket)

for extra large tube

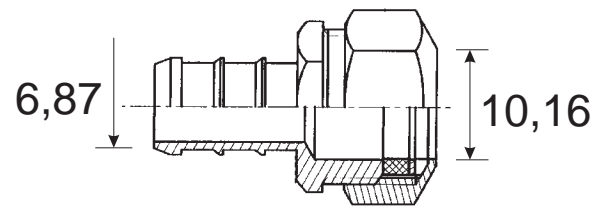
1/2	9,45	13	3,80	9,5	24,68	Nickel-plated brass
3/4	9,46	13	6,04	9,5	27,26	Nickel-plated brass



B - Bicone - Nickel plated brass

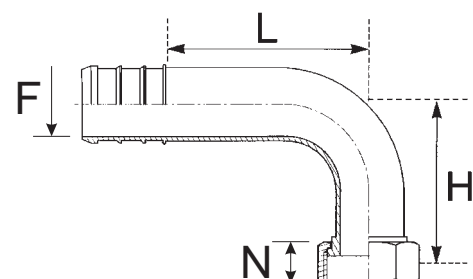
Diameter

10




C - Bend - Consisting of bend + nut - Nickel plated

Diameter	Column diameter [mm]	L [mm]	H [mm]	F [mm]
1/2	13	30	28	9,5
3/4	13	30	28	9,5



Art. 660 JUNCO Flex® Hoses FF, MF, MPF, MB, MPB




Technical specifications and advantages

- 8 wire braid in AISI 304 stainless steel, diameter 13 mm
- Rubber coverage $\geq 95\%$
- Brass female fittings
- Bushes in annealed chromed brass or in stainless steel
- Marked with "CORH" and year of manufacture
- Non-toxic EPDM rubber, suitable for the passage of drinking water according to Italian Min. Dec.174:2004
- Pre-assembled gasket on request
- Operating temperature from $-10\text{ }^{\circ}\text{C}$ to $+70\text{ }^{\circ}\text{C}$
- Pack of 25 pcs in cardboard box
- Assembly instructions in the package
- Temperature peaks up to $110\text{ }^{\circ}\text{C}$ are permitted



Code without gasket	Code with gasket	Description	L [cm]
660FF1115	660FF1115G	3/8 Female x 3/8 Female	15
660FF1120	660FF1120G	3/8 Female x 3/8 Female	20
660FF1125	660FF1125G	3/8 Female x 3/8 Female	25
660FF1130	660FF1130G	3/8 Female x 3/8 Female	30
660FF1135	660FF1135G	3/8 Female x 3/8 Female	35
660FF1140	660FF1140G	3/8 Female x 3/8 Female	40
660FF1150	660FF1150G	3/8 Female x 3/8 Female	50
660FF1160	660FF1160G	3/8 Female x 3/8 Female	60
660FF1180	660FF1180G	3/8 Female x 3/8 Female	80
660FF1199	660FF1199G	3/8 Female x 3/8 Female	100
660FF1215	660FF1215G	3/8 Female x 1/2 Female	15
660FF1220	660FF1220G	3/8 Female x 1/2 Female	20
660FF1225	660FF1225G	3/8 Female x 1/2 Female	25
660FF1230	660FF1230G	3/8 Female x 1/2 Female	30
660FF1235	660FF1235G	3/8 Female x 1/2 Female	35
660FF1240	660FF1240G	3/8 Female x 1/2 Female	40
660FF1250	660FF1250G	3/8 Female x 1/2 Female	50
660FF1260	660FF1260G	3/8 Female x 1/2 Female	60
660FF1280	660FF1280G	3/8 Female x 1/2 Female	80
660FF1299	660FF1299G	3/8 Female x 1/2 Female	100
660FF2215	660FF2215G	1/2 Female x 1/2 Female	15
660FF2220	660FF2220G	1/2 Female x 1/2 Female	20
660FF2225	660FF2225G	1/2 Female x 1/2 Female	25
660FF2230	660FF2230G	1/2 Female x 1/2 Female	30
660FF2235	660FF2235G	1/2 Female x 1/2 Female	35
660FF2240	660FF2240G	1/2 Female x 1/2 Female	40
660FF2250	660FF2250G	1/2 Female x 1/2 Female	50
660FF2260	660FF2260G	1/2 Female x 1/2 Female	60
660FF2280	660FF2280G	1/2 Female x 1/2 Female	80
660FF2299	660FF2299G	1/2 Female x 1/2 Female	100

Art. 660 JUNCO Flex®
Stainless steel braiding



Non-standard lengths can be supplied upon request




Pre-assembled gasket on request

Technical specifications and advantages

- 8 wire braid in AISI 304 stainless steel, diameter 13 mm
- Rubber coverage $\geq 95\%$
- Brass female fittings
- Bushes in annealed chromed brass or in stainless steel
- Marked with "CORH" and year of manufacture
- Non-toxic EPDM rubber, suitable for the passage of drinking water according to Italian Min. Dec.174:2004
- Operating temperature from $-10\text{ }^{\circ}\text{C}$ to $+70\text{ }^{\circ}\text{C}$
- Pack of 25 pcs in cardboard box
- Assembly instructions in the package
- Temperature peaks up to $110\text{ }^{\circ}\text{C}$ are permitted
- Male in nickel-plated brass, broached
- Knurled male for greater gripping of the sealing material (hemp or Teflon)

Code without gasket	Code with gasket	Description	L [cm]
660MF1115	660MF1115G	3/8 Male x 3/8 Female	15
660MF1120	660MF1120G	3/8 Male x 3/8 Female	20
660MF1125	660MF1125G	3/8 Male x 3/8 Female	25
660MF1130	660MF1130G	3/8 Male x 3/8 Female	30
660MF1135	660MF1135G	3/8 Male x 3/8 Female	35
660MF1140	660MF1140G	3/8 Male x 3/8 Female	40
660MF1150	660MF1150G	3/8 Male x 3/8 Female	50
660MF1160	660MF1160G	3/8 Male x 3/8 Female	60
660MF1180	660MF1180G	3/8 Male x 3/8 Female	80
660MF1199	660MF1199G	3/8 Male x 3/8 Female	100
660MF2115	660MF2115G	1/2 Male x 3/8 Female	15
660MF2120	660MF2120G	1/2 Male x 3/8 Female	20
660MF2125	660MF2125G	1/2 Male x 3/8 Female	25
660MF2130	660MF2130G	1/2 Male x 3/8 Female	30
660MF2135	660MF2135G	1/2 Male x 3/8 Female	35
660MF2140	660MF2140G	1/2 Male x 3/8 Female	40
660MF2150	660MF2150G	1/2 Male x 3/8 Female	50
660MF2160	660MF2160G	1/2 Male x 3/8 Female	60
660MF2180	660MF2180G	1/2 Male x 3/8 Female	80
660MF2199	660MF2199G	1/2 Male x 3/8 Female	100
660MF2215	660MF2215G	1/2 Male x 1/2 Female	15
660MF2220	660MF2220G	1/2 Male x 1/2 Female	20
660MF2225	660MF2225G	1/2 Male x 1/2 Female	25
660MF2230	660MF2230G	1/2 Male x 1/2 Female	30
660MF2235	660MF2235G	1/2 Male x 1/2 Female	35
660MF2240	660MF2240G	1/2 Male x 1/2 Female	40
660MF2250	660MF2250G	1/2 Male x 1/2 Female	50
660MF2260	660MF2260G	1/2 Male x 1/2 Female	60
660MF2280	660MF2280G	1/2 Male x 1/2 Female	80
660MF2299	660MF2299G	1/2 Male x 1/2 Female	100
660MF1215	660MF1215G	3/8 Male x 1/2 Female	15
660MF1220	660MF1220G	3/8 Male x 1/2 Female	20
660MF1225	660MF1225G	3/8 Male x 1/2 Female	25
660MF1230	660MF1230G	3/8 Male x 1/2 Female	30
660MF1235	660MF1235G	3/8 Male x 1/2 Female	35
660MF1240	660MF1240G	3/8 Male x 1/2 Female	40
660MF1250	660MF1250G	3/8 Male x 1/2 Female	50
660MF1260	660MF1260G	3/8 Male x 1/2 Female	60
660MF1280	660MF1280G	3/8 Male x 1/2 Female	80
660MF1299	660MF1299G	3/8 Male x 1/2 Female	100

Art. 660 JUNCO Flex® tainless steel braiding



Non-standard lengths can be supplied upon request




Pre-assembled gasket on request

Technical specifications and advantages

- 8 wire braid in AISI 304 stainless steel, diameter 13 mm
- Rubber coverage $\geq 95\%$
- Brass female fittings
- Bushes in annealed chromed brass or in stainless steel
- Marked with "CORH" and year of manufacture
- Non-toxic EPDM rubber, suitable for the passage of drinking water according to Italian Min. Dec.174:2004
- Operating temperature from $-10\text{ }^{\circ}\text{C}$ to $+70\text{ }^{\circ}\text{C}$
- Pack of 25 pcs in cardboard box
- Assembly instructions in the package
- Temperature peaks up to $110\text{ }^{\circ}\text{C}$ are permitted
- Male in nickel-plated brass, broached
- Knurled male for greater gripping of the sealing material (hemp or Teflon)

Code without gasket	Code with gasket	Description	L [cm]
660MPF1115	660MPF1115G	Extended Male 3/8 x Female 3/8	15
660MPF1120	660MPF1120G	Extended Male 3/8 x Female 3/8	20
660MPF1125	660MPF1125G	Extended Male 3/8 x Female 3/8	25
660MPF1130	660MPF1130G	Extended Male 3/8 x Female 3/8	30
660MPF1135	660MPF1135G	Extended Male 3/8 x Female 3/8	35
660MPF1140	660MPF1140G	Extended Male 3/8 x Female 3/8	40
660MPF1150	660MPF1150G	Extended Male 3/8 x Female 3/8	50
660MPF1160	660MPF1160G	Extended Male 3/8 x Female 3/8	60
660MPF1180	660MPF1180G	Extended Male 3/8 x Female 3/8	80
660MPF1199	660MPF1199G	Extended Male 3/8 x Female 3/8	100
660MPF2115	660MPF2115G	Extended Male 1/2 x Female 3/8	15
660MPF2120	660MPF2120G	Extended Male 1/2 x Female 3/8	20
660MPF2125	660MPF2125G	Extended Male 1/2 x Female 3/8	25
660MPF2130	660MPF2130G	Extended Male 1/2 x Female 3/8	30
660MPF2135	660MPF2135G	Extended Male 1/2 x Female 3/8	35
660MPF2140	660MPF2140G	Extended Male 1/2 x Female 3/8	40
660MPF2150	660MPF2150G	Extended Male 1/2 x Female 3/8	50
660MPF2160	660MPF2160G	Extended Male 1/2 x Female 3/8	60
660MPF2180	660MPF2180G	Extended Male 1/2 x Female 3/8	80
660MPF2199	660MPF2199G	Extended Male 1/2 x Female 3/8	100
660MPF2215	660MPF2215G	Extended Male 1/2 x Female 1/2	15
660MPF2220	660MPF2220G	Extended Male 1/2 x Female 1/2	20
660MPF2225	660MPF2225G	Extended Male 1/2 x Female 1/2	25
660MPF2230	660MPF2230G	Extended Male 1/2 x Female 1/2	30
660MPF2235	660MPF2235G	Extended Male 1/2 x Female 1/2	35
660MPF2240	660MPF2240G	Extended Male 1/2 x Female 1/2	40
660MPF2250	660MPF2250G	Extended Male 1/2 x Female 1/2	50
660MPF2260	660MPF2260G	Extended Male 1/2 x Female 1/2	60
660MPF2280	660MPF2280G	Extended Male 1/2 x Female 1/2	80
660MPF2299	660MPF2299G	Extended Male 1/2 x Female 1/2	100
660MPF1215	660MPF1215G	Extended Male 3/8 x Female 1/2	15
660MPF1220	660MPF1220G	Extended Male 3/8 x Female 1/2	20
660MPF1225	660MPF1225G	Extended Male 3/8 x Female 1/2	25
660MPF1230	660MPF1230G	Extended Male 3/8 x Female 1/2	30
660MPF1235	660MPF1235G	Extended Male 3/8 x Female 1/2	35
660MPF1240	660MPF1240G	Extended Male 3/8 x Female 1/2	40
660MPF1250	660MPF1250G	Extended Male 3/8 x Female 1/2	50
660MPF1260	660MPF1260G	Extended Male 3/8 x Female 1/2	60
660MPF1280	660MPF1280G	Extended Male 3/8 x Female 1/2	80
660MPF1299	660MPF1299G	Extended Male 3/8 x Female 1/2	100

Art. 660 JUNCO Flex® Stainless steel braiding



Technical specifications and advantages

- 8 wire braid in AISI 304 stainless steel, diameter 1.3 mm
- Rubber coverage $\geq 95\%$
- Brass female fittings
- Bushes in annealed chromed brass or in stainless steel
- Marked with "CORH" and year of manufacture
- Non-toxic EPDM rubber, suitable for the passage of drinking water according to Italian Min. Dec.174:2004
- Operating temperature from $-10\text{ }^{\circ}\text{C}$ to $+70\text{ }^{\circ}\text{C}$
- Pack of 25 pcs in cardboard box
- Assembly instructions in the package
- Temperature peaks up to $110\text{ }^{\circ}\text{C}$



Code	Description	L [cm]
660MB115	Male 3/8 x Bicone	15
660MB120	Male 3/8 x Bicone	20
660MB125	Male 3/8 x Bicone	25
660MB130	Male 3/8 x Bicone	30
660MB135	Male 3/8 x Bicone	35
660MB140	Male 3/8 x Bicone	40
660MB150	Male 3/8 x Bicone	50
660MB160	Male 3/8 x Bicone	60
660MB215	Male 1/2 x Bicone	15
660MB220	Male 1/2 x Bicone	20
660MB225	Male 1/2 x Bicone	25
660MB230	Male 1/2 x Bicone	30
660MB235	Male 1/2 x Bicone	35
660MB240	Male 1/2 x Bicone	40
660MB250	Male 1/2 x Bicone	50
660MB260	Male 1/2 x Bicone	60
660MB280	Male 1/2 x Bicone	80
660MB299	Male 1/2 x Bicone	100



Code	Description	L [cm]
660MPB115	Male Extended 3/8 x Bicone	15
660MPB120	Male Extended 3/8 x Bicone	20

Art. 660V JUNCO Flex® Virgilio



Technical specifications and advantages

- No extension = lower cost
- Only one installation (instead of flex and extension)
- Reduction of the possibility of water loss
- 8-strand stainless steel braid.95% coverage
- Turned female fittings
- Male diam.1/2 very extended and reinforced
- Marked with "CORH" and year of manufacture
- EPDM rubber suitable for the passage of drinking water according to Italian Min. Dec.174:2004
- Pre-assembled gasket on request
- Assembly instructions in the package
- Stainless steel braid diameter 13 mm

Code	Measurement Ø [mm]	Length [cm]
660VMPF120	M.Virg. 1/2-F3/8	20
660VMPF125	M.Virg. 1/2-F3/8	25
660VMPF130	M.Virg. 1/2-F3/8	30
660VMPF135	M.Virg. 1/2-F3/8	35
660VMPF140	M.Virg. 1/2-F3/8	40
660VMPF150	M.Virg. 1/2-F3/8	50
660VMPF160	M.Virg. 1/2-F3/8	60
660VMPF180	M.Virg. 1/2-F3/8	80
660VMPF199	M.Virg. 1/2-F3/8	100
660VMPF220	M.Virg. 1/2-F1/2	20
660VMPF225	M.Virg. 1/2-F1/2	25
660VMPF230	M.Virg. 1/2-F1/2	30
660VMPF235	M.Virg. 1/2-F1/2	35
660VMPF240	M.Virg. 1/2-F1/2	40
660VMPF250	M.Virg. 1/2-F1/2	50
660VMPF260	M.Virg. 1/2-F1/2	60
660VMPF280	M.Virg. 1/2-F1/2	80
660VMPF299	M.Virg. 1/2-F1/2	100
660VMPB20	M.Virg. 1/2-Bicone	20
660VMPB25	M.Virg. 1/2-Bicone	25
660VMPB30	M.Virg. 1/2-Bicone	30
660VMPB35	M.Virg. 1/2-Bicone	35
660VMPB40	M.Virg. 1/2-Bicone	40
660VMPB50	M.Virg. 1/2-Bicone	50
660VMPB60	M.Virg. 1/2-Bicone	60
660VMPB80	M.Virg. 1/2-Bicone	80
660VMPB99	M.Virg. 1/2-Bicone	100

Art. 663 JUNCO Flex® for single command valve

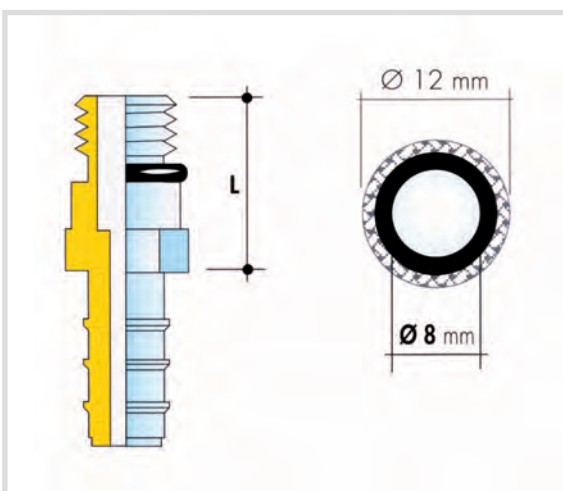


Technical specifications and advantages

- 7 wire braid in AISI 304 stainless steel, diameter 12 mm
- Turned female fittings
- Marked with "CORH" and year of manufacture
- EPDM rubber suitable for the passage of drinking water according to Italian Min. Dec.174:2004
- Assembly instructions in the package
- 95% coverage



Code	Female Ø	Male	Length [cm]
663FMM1C30	3/8	10x1 C	30
663FMM1C35	3/8	10x1 C	35
663FMM2C30	1/2	10x1 C	30
663FMM2C35	1/2	10x1 C	35
663FMM1L30	3/8	10x1 L	30
663FMM1L35	3/8	10x1 L	35
663FMM2L30	1/2	10x1 L	30
663FMM2L35	1/2	10x1 L	35



Length

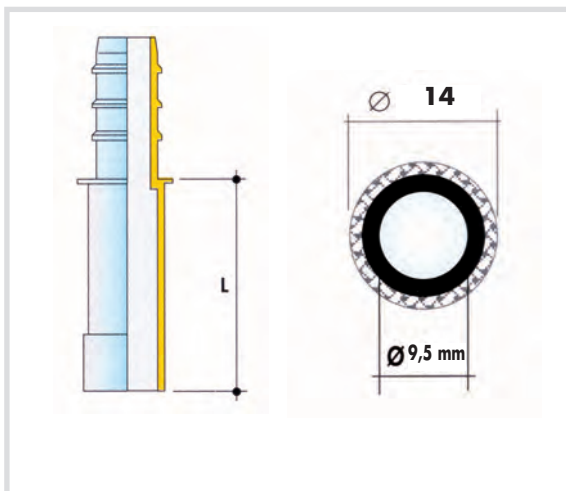
Short type	C	L = 18 mm
Long type	L	L = 45 mm
Standard length		30 - 35 mm

Art. 6635 JUNCO Flex® with extension rod




Technical specifications and advantages

- Flexible connections, 1 side bicone, other side rod diam.10, with extension function
- Stainless steel 8 wire braid
- Marked with "CORH" and year of manufacture
- EPDM rubbers suitable for the passage of drinking water according to Italian Min. Dec.174:2004
- Assembly instructions in the package
- Diameter 13 mm



Code	Rod (L) [mm]	Rod (Ø) [mm]	Length [cm]
6635BA25	27	10	25
6635BA35	27	10	35



Art. 664 JUNCO Flex® extra large for water heaters





Technical specifications

- 9-strand stainless steel braid, diameter 18 mm
- Turned female fittings
- Marked with "CORH" and year of manufacture
- EPDM rubber suitable for the passage of drinking water according to Italian Min. Dec. 174:2004



Code	Description	Length [cm]
664MFC2320	Male 1/2 x Female with 3/4 bend	20
664MFC2325	Male 1/2 x Female with 3/4 bend	25
664MFC2330	Male 1/2 x Female with 3/4 bend	30
664MFC2335	Male 1/2 x Female with 3/4 bend	35
664MFC2340	Male 1/2 x Female with 3/4 bend	40
664MFC2350	Male 1/2 x Female with 3/4 bend	50
664MFC2360	Male 1/2 x Female with 3/4 bend	60
664MFC2380	Male 1/2 x Female with 3/4 bend	80
664MFC2399	Male 1/2 x Female with 3/4 bend	100
664FFC3320	Female 3/4 x Female with 3/4 bend	20
664FFC3325	Female 3/4 x Female with 3/4 bend	25
664FFC3330	Female 3/4 x Female with 3/4 bend	30
664FFC3335	Female 3/4 x Female with 3/4 bend	35
664FFC3340	Female 3/4 x Female with 3/4 bend	40
664FFC3350	Female 3/4 x Female with 3/4 bend	50
664FFC3360	Female 3/4 x Female with 3/4 bend	60
664FFC3380	Female 3/4 x Female with 3/4 bend	80
664FFC3399	Female 3/4 x Female with 3/4 bend	100

Art. 665 JUNCO Flex® extra large



Technical specifications

- 9-strand stainless steel braid, diameter 18 mm
- Turned female fittings
- Marked with "CORH" and year of manufacture
- EPDM rubber suitable for the passage of drinking water according to Italian Min. Dec.174:2004



Code	Description	Length [cm]
665MF2220	1/2 Male x 1/2 Female	20
665MF2225	1/2 Male x 1/2 Female	25
665MF2230	1/2 Male x 1/2 Female	30
665MF2235	1/2 Male x 1/2 Female	35
665MF2240	1/2 Male x 1/2 Female	40
665MF2250	1/2 Male x 1/2 Female	50
665MF2260	1/2 Male x 1/2 Female	60
665MF2280	1/2 Male x 1/2 Female	80
665MF2299	1/2 Male x 1/2 Female	100
665MF3320	3/4 Male x 3/4 Female	20
665MF3325	3/4 Male x 3/4 Female	25
665MF3330	3/4 Male x 3/4 Female	30
665MF3335	3/4 Male x 3/4 Female	35
665MF3340	3/4 Male x 3/4 Female	50
665MF3350	3/4 Male x 3/4 Female	50
665MF3360	3/4 Male x 3/4 Female	60
665MF3380	3/4 Male x 3/4 Female	80
665MF3399	3/4 Male x 3/4 Female	100
665MF2320	1/2 Male x 3/4 Female	20
665MF2325	1/2 Male x 3/4 Female	25
665MF2330	1/2 Male x 3/4 Female	30
665MF2335	1/2 Male x 3/4 Female	35
665MF2340	1/2 Male x 3/4 Female	40
665MF2350	1/2 Male x 3/4 Female	50
665MF2360	1/2 Male x 3/4 Female	60
665MF2380	1/2 Male x 3/4 Female	80
665MF2399	1/2 Male x 3/4 Female	100
665FF2220	1/2 Female x 1/2 Female	20
665FF2225	1/2 Female x 1/2 Female	25
665FF2230	1/2 Female x 1/2 Female	30
665FF2235	1/2 Female x 1/2 Female	35
665FF2240	1/2 Female x 1/2 Female	40
665FF2250	1/2 Female x 1/2 Female	50
665FF2260	1/2 Female x 1/2 Female	60
665FF2280	1/2 Female x 1/2 Female	80
665FF2299	1/2 Female x 1/2 Female	100
665FF3320	3/4 Female x 3/4 Female	20
665FF3325	3/4 Female x 3/4 Female	25
665FF3330	3/4 Female x 3/4 Female	30
665FF3335	3/4 Female x 3/4 Female	35
665FF3340	3/4 Female x 3/4 Female	40
665FF3350	3/4 Female x 3/4 Female	50
665FF3360	3/4 Female x 3/4 Female	60
665FF3380	3/4 Female x 3/4 Female	80
665FF3399	3/4 Female x 3/4 Female	100

Art. 667 JUNCO Flex® extra large for household appliances



Technical specifications

- Hose for household appliances
- 9 wire braid in AISI 304 stainless steel, diameter 18 mm
- 95% coverage
- Marked with CORH with year of manufacture
- Brass female fittings
- EPDM rubber suitable for contact with drinking water
- Possibility of supplying sizes other than the standard ones



Code	Measurements Ø [mm]	Length [cm]
667FF3310	F3/4 - F3/4	100
667FF3315	F3/4 - F3/4	150
667FF3320	F3/4 - F3/4	200
667FF3325	F3/4 - F3/4	250
667FF3330	F3/4 - F3/4	300
667FFC310	F3/4-F with/Bend3/4	100
667FFC315	F3/4-F with/Bend3/4	150
667FFC320	F3/4-F with/Bend3/4	200
667FFC325	F3/4-F with/Bend3/4	250
667FFC330	F3/4-F with/Bend3/4	300

Art. 660Jb Juncobox®




Technical specifications and advantages

- Any type of assembly from 3/8 to 1/2 is possible
- Junco Flex® kit in stainless steel
- Prior visits are not necessary; the work can be performed immediately
- Stocks visually under control
- All the components in a single box
- Each Juncobox® contains





Code	Description	Length cm	Quantity pieces
660MPF2245	MP 1/2 x F 1/2	45	5
660MPF2240	MP 1/2 x F 1/2	40	6
660MPF2230	MP 1/2 x F 1/2	30	6
660MPF2220	MP 1/2 x F 1/2	20	6
660FF2230	F 1/2 x F 1/2	30	5
660FF2220	F 1/2 x F 1/2	20	6
395001	Asbestos-free gasket 3/8		100
395002	Asbestos-free gasket 1/2		100
245003	Double 1/2 x 3/8 screw		10
241003	Hex. reduction MF 1/2 x 3/8		10
719002	Hex. washer 1/2		50
	M 1/2 Bicone Fitting		4
	Teflon Coils		1



Code	Type
660Jb00	Juncobox®

Art. 695 JUNCO Flex® Anti vibration flexible hose



Technical specifications

- Hose for hot and cold water
- AISI 304 stainless steel braid
- 95% coverage
- Aluminium bush
- Fittings in nickel plated brass
- Internal fluid temperatures: -5°C/+70°C
- Peaks up to 110°C are permitted

Code	Measurement Ø ["] x width [cm]	Fitting hole Ø [mm]	Curve radius [mm]	Operating press. PN [Bar]
695230	1/2 x 30	10,5	60	10
695240	1/2 x 40	10,5	60	10
695250	1/2 x 50	10,5	60	10
695260	1/2 x 60	10,5	60	10
695280	1/2 x 80	10,5	60	10
695299	1/2 x 100	10,5	60	10
695330	3/4 x 30	15	80	10
695340	3/4 x 40	15	80	10
695350	3/4 x 50	15	80	10
695360	3/4 x 60	15	80	10
695380	3/4 x 80	15	80	10
695399	3/4 x 100	15	80	10
695430	1 x 30	20	100	10
695440	1 x 40	20	100	10
695450	1 x 50	20	100	10
695460	1 x 60	20	100	10
695480	1 x 80	20	100	10
695499	1 x 100	20	100	10
695530	1 1/4 x 30	26	130	6
695540	1 1/4 x 40	26	130	6
695550	1 1/4 x 50	26	130	6
695560	1 1/4 x 60	26	130	6
695580	1 1/4 x 80	26	130	6
695599	1 1/4 x 100	26	130	6
695630	1 1/2 x 30	34	180	6
695640	1 1/2 x 40	34	180	6
695650	1 1/2 x 50	34	180	6
695660	1 1/2 x 60	34	180	6
695680	1 1/2 x 80	34	180	6
695699	1 1/2 x 100	34	180	6
695730	2 x 30	43	250	6
695740	2 x 40	43	250	6
695750	2 x 50	43	250	6
695760	2 x 60	43	250	6
695780	2 x 80	43	250	6
695799	2 x 100	43	250	6

Art. 703 Under sink elbow



Technical specifications

- Made of chromed brass. Sliding washer in stainless steel
- Made from brass tube with nipple and low nut
- For tube of diam. 10 mm

Code	Measurements Ø ["]
703001	1/2

Art. 712 Nuts in chromed brass



Technical specifications

- Made of OT 58 brass, chrome plated

Code	Measurement Ø ["]
712001	3/8
712002	1/2

Art. 718 Washer in stainless steel



Technical specifications

- Made of AISI 304 stainless steel

Code	Measurement	Thickness [mm]	Type
718001	3/8	1,5	Round hole
718002	1/2	1,5	Round hole

Art. 719 Washer in stainless steel



Technical specifications

- Made of AISI 304 stainless steel

Code	Measurement Ø	Thickness [mm]	Type
719001	3/8	1,5	Hexagonal hole
719002	1/2	1,5	Hexagonal hole